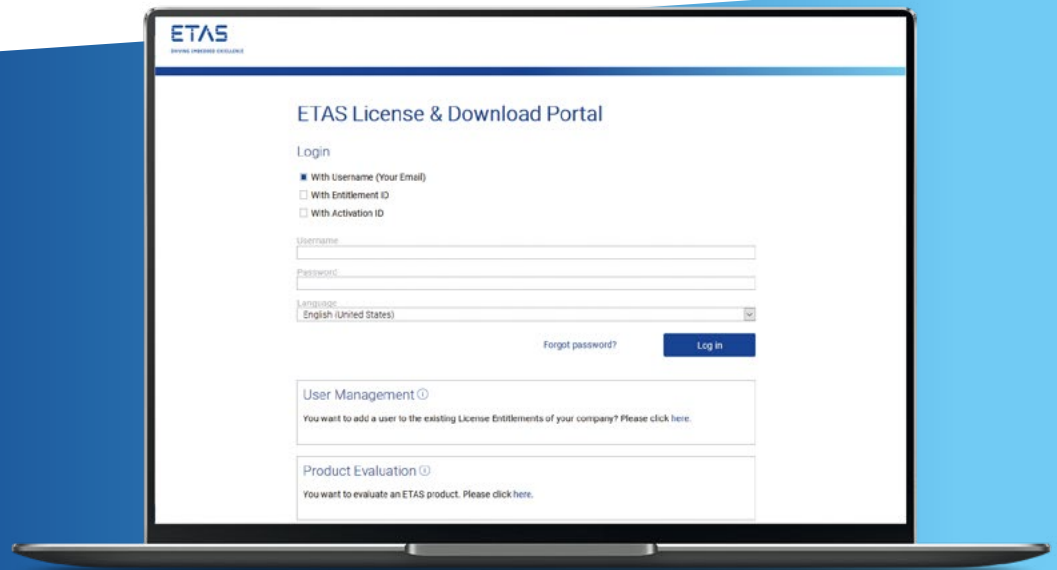


Downloading ETAS software products

Digital software delivery @ ETAS

Easy, fast
and secure



Available downloads

- Software tools
- Upgrades, updates and service packs
- License certificates via e-mail
- Easy evaluation: register, download, start

Benefits

- Fast and easy delivery of the software
- Immediate and easy evaluation of new software tools
- Easy access to previous software versions, updates, upgrades, and hotfixes
- Notification e-mails for all updates and upgrades of your ETAS products

Important Information

- Register with your e-mail-address
- License certificates are only sent by e-mail
- Delivery/shipping notes are not issued for digital software deliveries
- Mixed hardware and software order invoices will be split

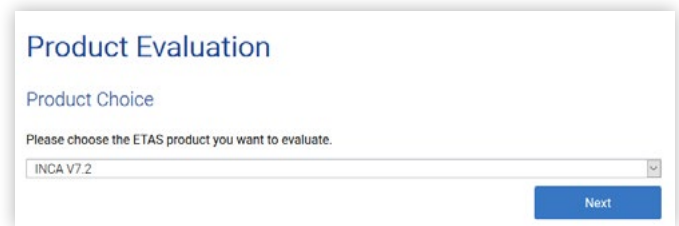
Three simple steps to receive your ETAS software online

1. Contact your ETAS contact person or ETAS sales (www.etas.com/contact) and place your order as “digital delivery”.
2. You will receive an e-mail with the license certificate and the link to the ETAS License & Download Portal.
3. Login and download your ETAS software product.

Three simple steps to evaluate ETAS software tools

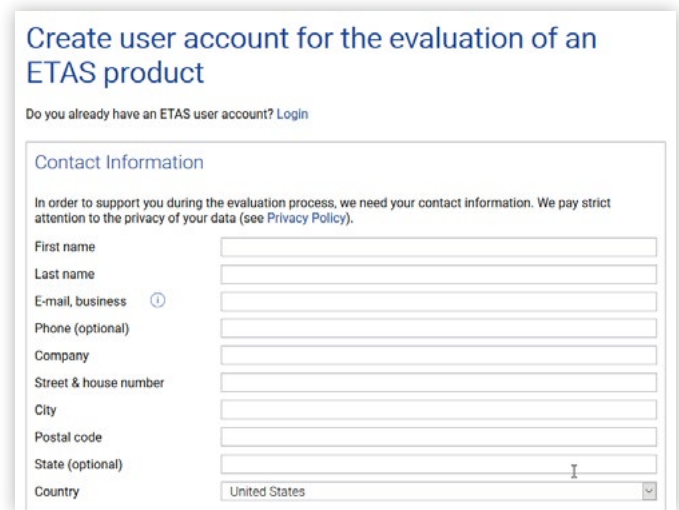
We start the following functionality with selected products and expand the offer continuously.

1. Follow the evaluation link on the respective product page of the ETAS homepage or select the product in the “Product Evaluation” section of the ETAS License & Download Portal.



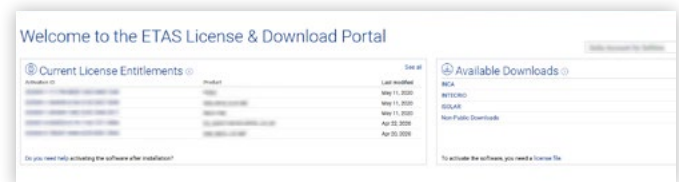
The screenshot shows a web form titled "Product Evaluation". Under the heading "Product Choice", there is a prompt: "Please choose the ETAS product you want to evaluate." Below this is a dropdown menu with "INCA V7.2" selected. A blue "Next" button is located at the bottom right of the form.

2. Register for the evaluation and get an e-mail with your access data to the ETAS License & Download Portal.



The screenshot shows a web form titled "Create user account for the evaluation of an ETAS product". It includes a link for users who already have an account: "Do you already have an ETAS user account? Login". The main section is "Contact Information", which contains a privacy notice: "In order to support you during the evaluation process, we need your contact information. We pay strict attention to the privacy of your data (see Privacy Policy)." Below the notice are several input fields: First name, Last name, E-mail, business (with a dropdown arrow), Phone (optional), Company, Street & house number, City, Postal code, State (optional), and Country (with a dropdown menu showing "United States").

3. Download your ETAS software product and evaluate for several weeks.



The screenshot shows the "Welcome to the ETAS License & Download Portal" dashboard. It features two main sections: "Current License Entitlements" and "Available Downloads".

Product ID	Product	License	Start at
00000000000000000000000000000000	INCA	License	May 11, 2020
00000000000000000000000000000000	ETAS	License	May 11, 2020
00000000000000000000000000000000	ETAS	License	May 11, 2020
00000000000000000000000000000000	ETAS	License	Apr 22, 2020
00000000000000000000000000000000	ETAS	License	Apr 22, 2020

Below the table, there are two links: "Do you need help activating the software after installation?" and "To activate the software, you need a license file".

Are you interested in ETAS products and solutions?
Visit www.etas.com or write to us at:
info@etas.com

Link to the ETAS License & Download Portal:
<https://license.etas.com>
(available starting July 2020)