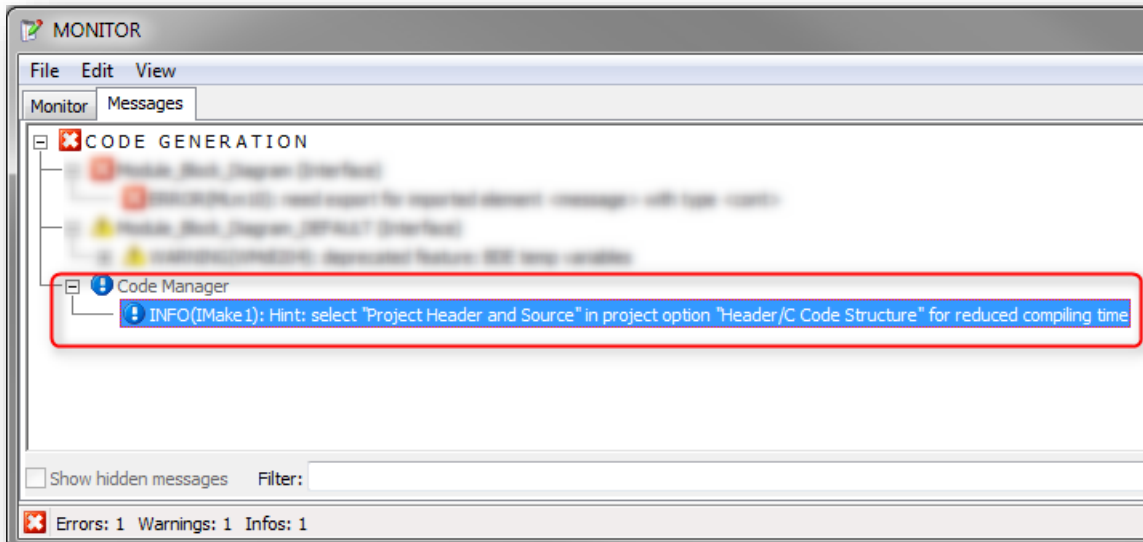


In ASCET: INFO(IMake1): Hint: select "Project Header and Source" in project option "Header/C Code Structure" for reduced compiling time



Question:

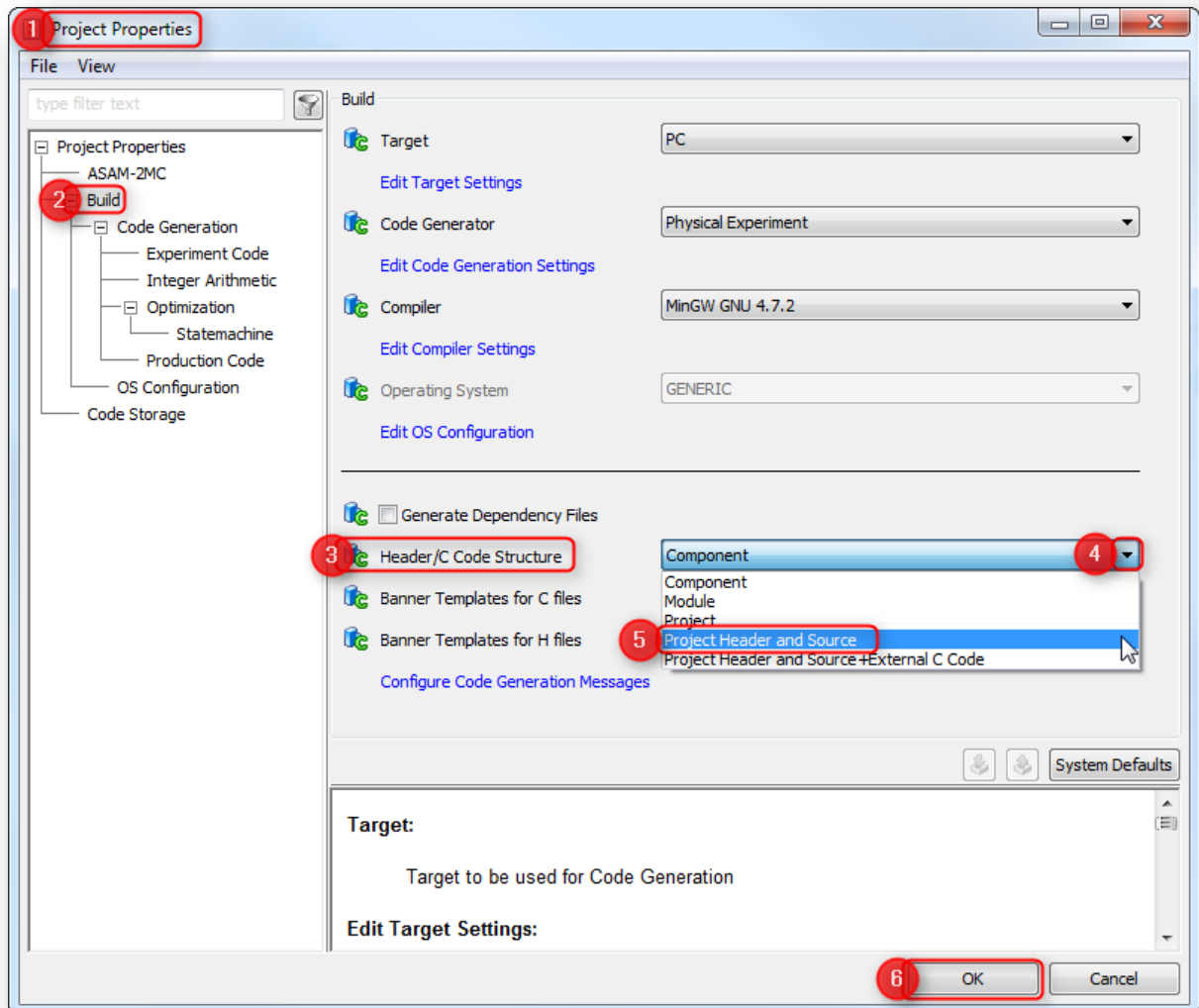
- When generating code from my ASCET model there is following message:
 - *INFO(IMake1): Hint: select "Project Header and Source" in project option "Header/C Code Structure" for reduced compiling time*



- How can I "select 'Project Header and Source' in project option 'Header/C Code Structure'"?
- Where do I have to click?

**Answer:**

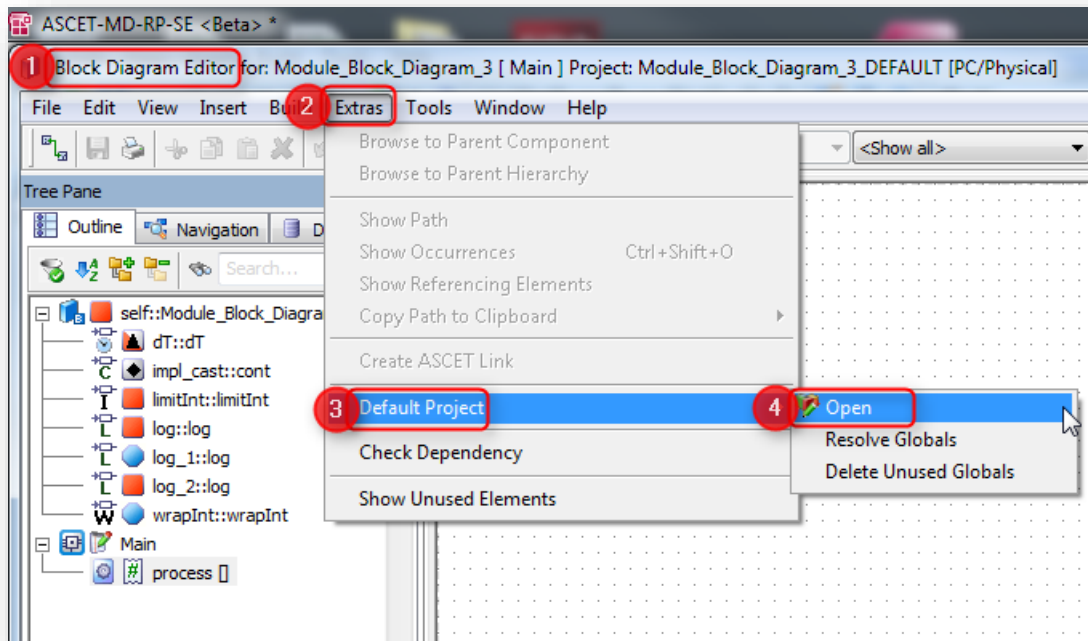
- The provided information translates to the following instructions:
 - Open **Project > Open** dialog **Project Properties**:
 - Tree view on the left side > on **Build**: Left mouse button click
 - Field **Header/C Code Structure** > in the drop down list: select **Project Header and Source**
 - Finally click **OK** button



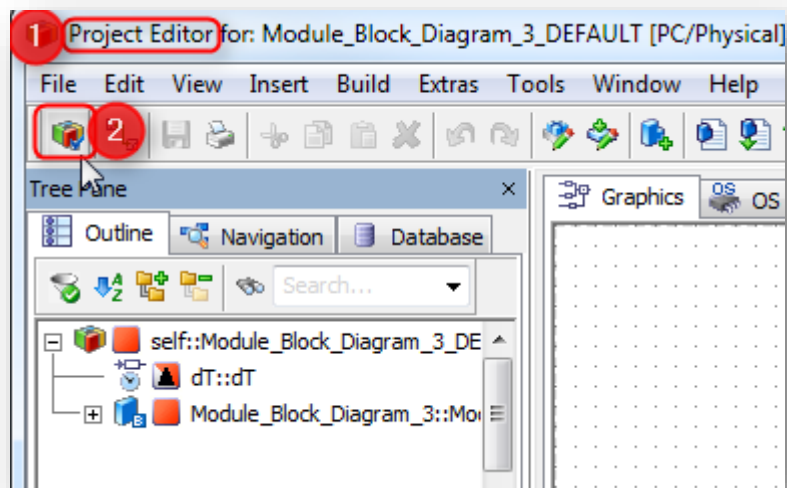


Additional information:

- In case there is no project:
 - ASCET uses a **default project**
 - In **Block Diagram editor > Menu bar > Extras > Default Project > Open**



- In **Project Editor**: Open dialog **Project Properties** via **menu bar > File > Properties...**, or just click the Properties icon





Do you still have questions?

- You will find **further FAQ articles** on the ETAS homepage: www.etas.com/en/faq
- **Movies** corresponding to FAQ articles can be found on the [ETAS YouTube channel](#) as well
- Please feel free to contact our Support Center, if you have further questions.
- Here you can find all information: <http://www.etas.com/en/hotlines.php>

This information (here referred to as „FAQ“) is provided without any (express or implied) warranty, guarantee or commitment regarding completeness or accuracy. Except in cases of willful damage, ETAS shall not be liable for losses and damages which may occur or result from the use of this information (including indirect, special or consequential damages).