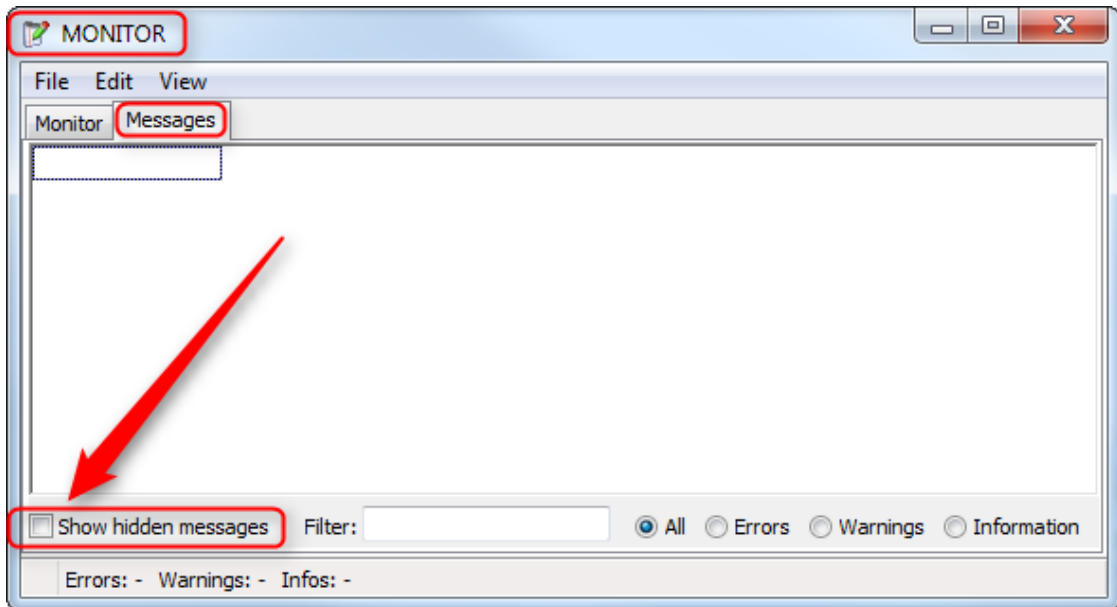


What does <<Show hidden messages>> mean?



Question:

- In **ASCET MONITOR** on tab **Messages** there is the option/feature **Show hidden messages**



- What does this mean?
- What are hidden messages?



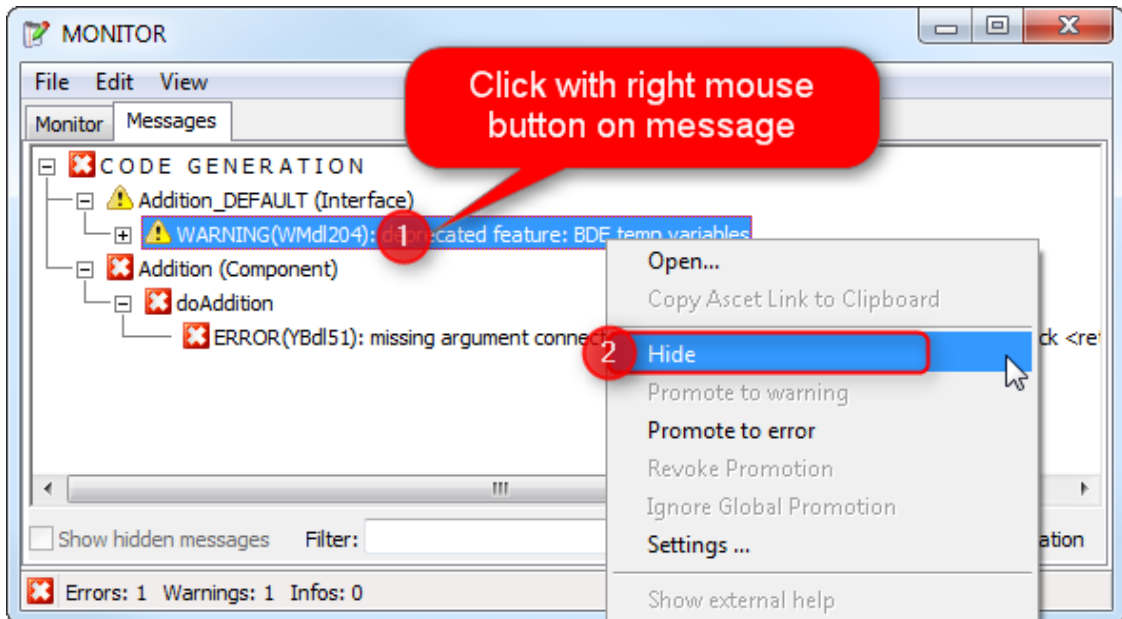
Answer:

- These hidden messages refer to **warning messages**
 - These hidden messages do **not refer to** messages that are available in block diagram editor as **data type**
- It is possible to hide messages of the same type to keep the display clearer
- **Error messages** cannot be hidden (even if they are promoted warnings or promoted information)

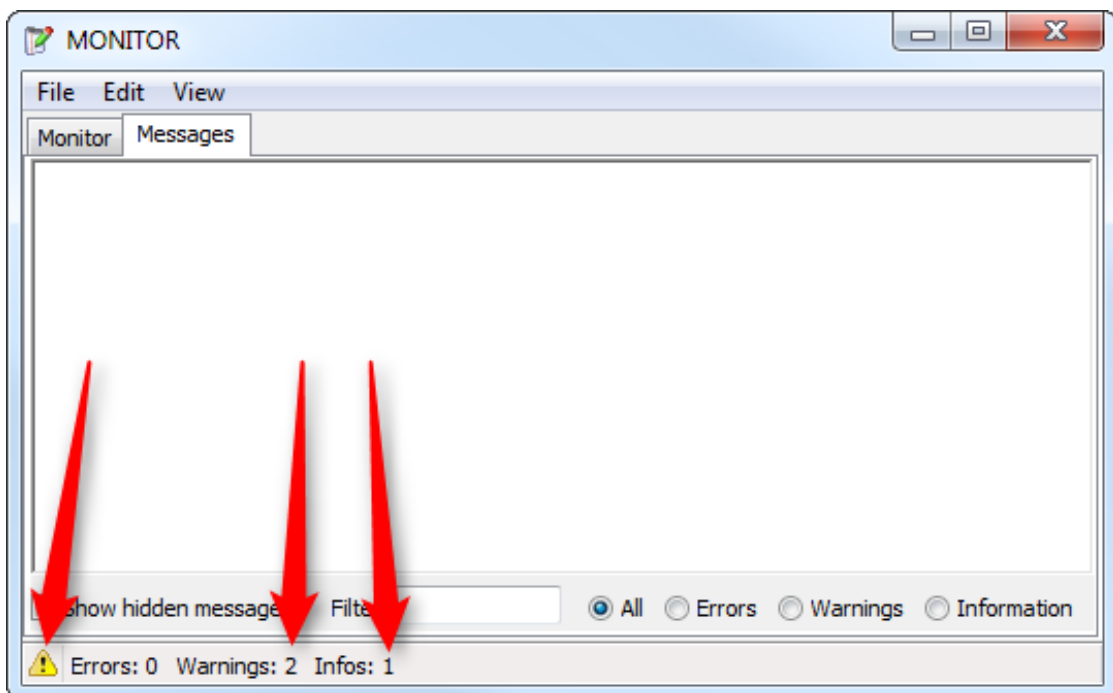


Additional information:

- You can hide messages in the MONITOR via **right mouse button click > Hide**



- All messages of the selected type are hidden
 - The number of messages displayed in the footer of the monitor window is adjusted
- If you **hide all** warning and information messages:
 - A yellow triangle with black exclamation mark is shown at the left of the footer:
- The numbers, as well as the yellow triangle with exclamation mark, in the display field indicate that there are hidden messages:





Do you still have questions?

- You will find further FAQ here: www.etas.com/en/faq
- Please feel free to contact our Support Center, if you have further questions.
- Here you can find all information: <http://www.etas.com/en/hotlines.php>

Disclaimer:

This information (here referred to as „FAQ“) is provided without any (express or implied) warranty, guarantee or commitment regarding completeness or accuracy. Except in cases of willful damage, ETAS shall not be liable for losses and damages which may occur or result from the use of this information (including indirect, special or consequential damages).