

## ISOLAR - ASW4X\_GEN\_0005 - For the ..., the references ... are proxy.



### Question

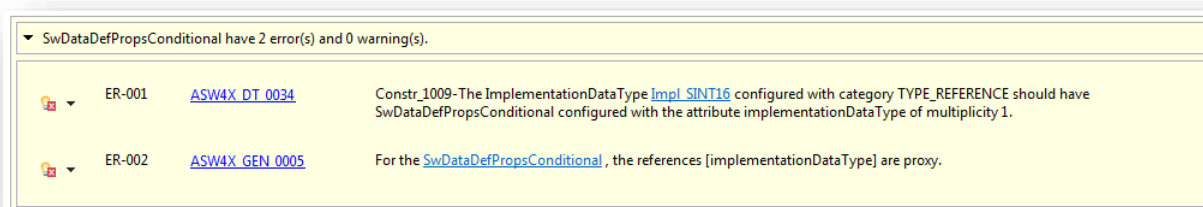
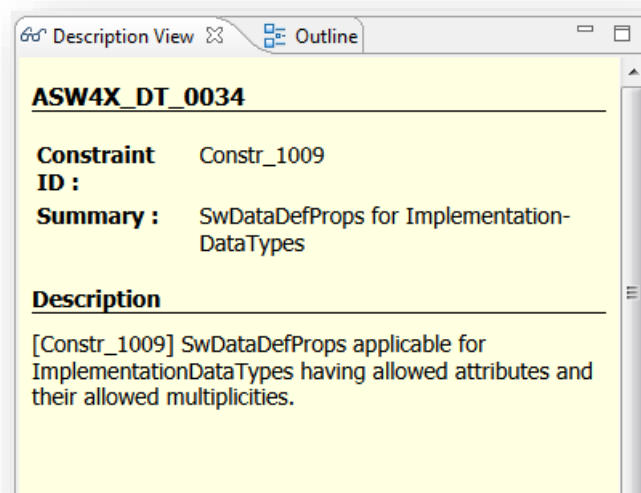
- In ISOLAR-A I receive an error message similar like the following:
  - *For the <LifeCycleInfo>, the references [lcState] are proxy.*
  - *For the ..., the references ... are proxy.*
  - *ASW4X\_GEN\_0005 - For the <LifeCycleInfo>, the references [lcState] are proxy.*
- Error message in **Problems Log**:

Description	Message Id	Tool ID	Resource
For the <LifeCycleInfo>, the references [lcState] are proxy. [Infos] <LifeCycleInfo> : </AUTOSAR/LifeCycleInfoSets/AUTOSARParameterDefinition/LifeCycleInfo/>	ASW4X_GEN_0005	ISOLAR-A	ECUConfigurat
For the <LifeCycleInfo>, the references [lcState] are proxy. [Infos] <LifeCycleInfo> : </AUTOSAR/LifeCycleInfoSets/AUTOSARParameterDefinition/LifeCycleInfo/>	ASW4X_GEN_0005	ISOLAR-A	ECUConfigurat
For the <LifeCycleInfo>, the references [lcState] are proxy. [Infos] <LifeCycleInfo> : </AUTOSAR/LifeCycleInfoSets/AUTOSARParameterDefinition/LifeCycleInfo/>	ASW4X_GEN_0005	ISOLAR-A	ECUConfigurat
For the <LifeCycleInfo>, the references [lcState] are proxy. [Infos] <LifeCycleInfo> : </AUTOSAR/LifeCycleInfoSets/AUTOSARParameterDefinition/LifeCycleInfo/>	ASW4X_GEN_0005	ISOLAR-A	ECUConfigurat
For the <LifeCycleInfo>, the references [lcState] are proxy. [Infos] <LifeCycleInfo> : </AUTOSAR/LifeCycleInfoSets/AUTOSARParameterDefinition/LifeCycleInfo/>	ASW4X_GEN_0005	ISOLAR-A	ECUConfigurat
For the <LifeCycleInfo>, the references [lcState] are proxy. [Infos] <LifeCycleInfo> : </AUTOSAR/LifeCycleInfoSets/AUTOSARParameterDefinition/LifeCycleInfo/>	ASW4X_GEN_0005	ISOLAR-A	ECUConfigurat

*Description: For the <LifeCycleInfo>, the references [lcState] are proxy. [Infos] <LifeCycleInfo> : </AUTOSAR/LifeCycleInfoSets/AUTOSARParameterDefinition/LifeCycleInfo/>*  
**Message Id: ASW4X\_GEN\_0005**  
**Tool ID: ISOLAR-A**  
**Resource: ECUConfigurationParameters.arxml**  
**Log level: ERROR**  
**Help URL: <NOT AVAILABLE>**

- Sometimes this error is in company with **ASW4X\_DT\_0034**:
- *Constr\_1009-The ImplementationDataType ... configured with category TYPE\_REFERENCE should have ... configured with the attribute implementationDataType of multiplicity 1*

Description	Message Id
Constr_1009-The ImplementationDataType <Impl_SINT16> configured with category TYPE_REFERENCE should have SwDataDefPropsConditional configured with the attribute implementationDataType of multiplicity 1.[Infos] <Impl_SINT16> : </Pkg_Imple ASW4X_DT_0034	ASW4X_DT_0034
Constr_1009-The ImplementationDataType <Impl_SINT32> configured with category TYPE_REFERENCE should have SwDataDefPropsConditional configured with the attribute implementationDataType of multiplicity 1.[Infos] <Impl_SINT32> : </Pkg_Imple ASW4X_DT_0034	ASW4X_DT_0034
Constr_1009-The ImplementationDataType <Impl_SINT8> configured with category TYPE_REFERENCE should have SwDataDefPropsConditional configured with the attribute implementationDataType of multiplicity 1.[Infos] <Impl_SINT8> : </Pkg_Imple ASW4X_DT_0034	ASW4X_DT_0034



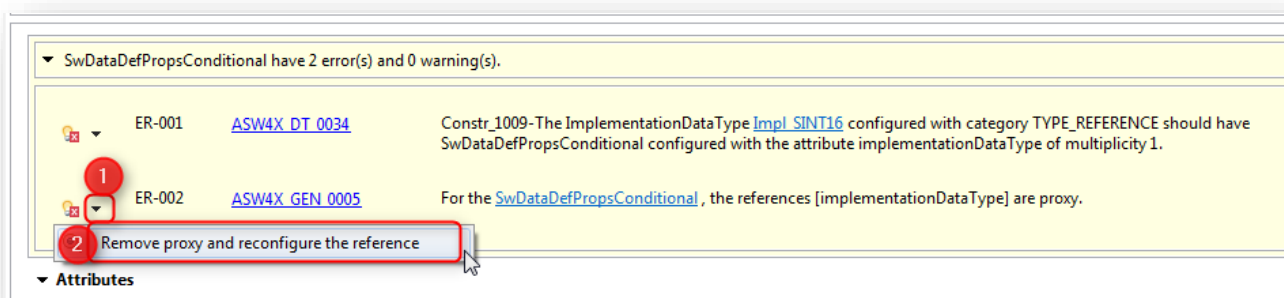
## Answer

### Root Cause

- ISOLAR uses the term "**proxy references**" if a reference is not resolving
  - For example if an AUTOSAR path together with the destination type does not resolve
- Reasons are:
  - Missing arxml files
  - Errors in arxml files (for example after incompatible changes in text/XML editors)
  - Splittable issues

### Solution

- This proxy reference will be automatically resolved if the reference target becomes available in the project.
- Option a) If you are following the example of the **Getting Started Guide**:
  - Replace file **ECUConfigurationParameters.arxml** in **WiperControl\_4x** with the one in **InterECU\_4x**
- Option b) Manually fix every single entry:
  1. Double click on error message in Problems Log
  2. At **Quick fix** symbol (white X in red square in front of light bulb) → Click on black triangle at the right side → Click **Remove proxy and reconfigure the reference**



3. Repeat these steps for the other entries/error messages



### Additional information

- Find an overview of ISOLAR error codes in the **ISOLAR-A\_Help\_ErrorDescription.pdf**
- This document is located in <ISOLAR-A\_installation\_directory>/Documentation
- For example:

C:\Program Files\ETAS\ISOLAR-A10\Documentation



### Do you still have questions?

- You will find **further FAQ articles** on the ETAS homepage: [www.etas.com/en/faq](http://www.etas.com/en/faq)
- **Movies** corresponding to FAQ articles can be found on the [ETAS YouTube channel](#)
- Please feel free to contact our Support Center, if you have further questions.
- Here you can find all information: <http://www.etas.com/en/hotlines.php>

This information (here referred to as „FAQ“) is provided without any (express or implied) warranty, guarantee or commitment regarding completeness or accuracy. Except in cases of willful damage, ETAS shall not be liable for losses and damages which may occur or result from the use of this information (including indirect, special or consequential damages).