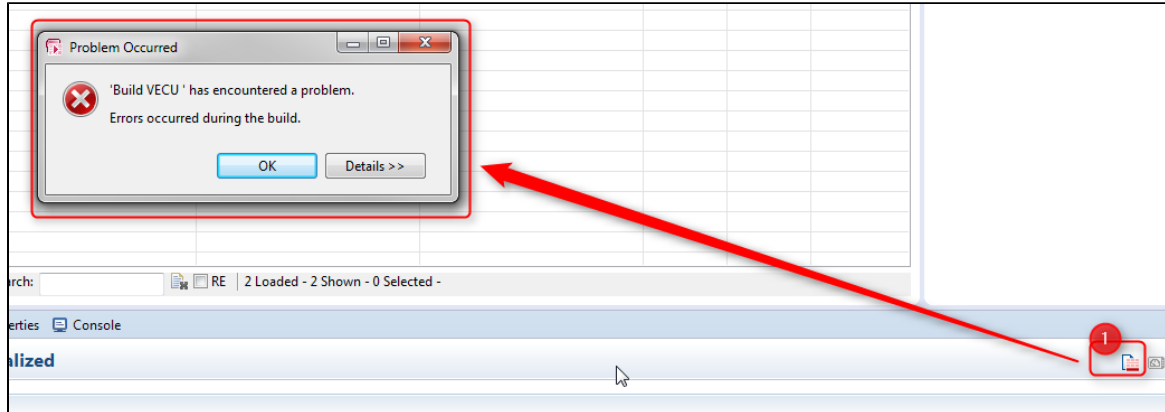


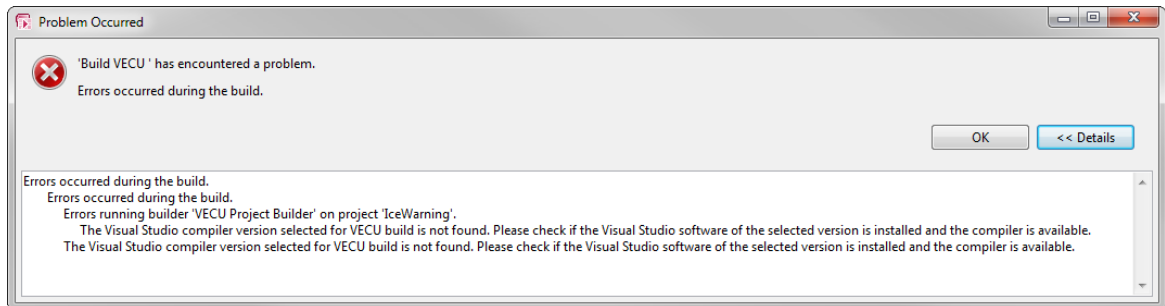


## Question:

- Trying to generate VECU code leads to following error:



- After click on OK button:



### *Problem Occurred*

*'Build VECU' has encountered a problem.*

*Errors occurred during the build.*

*Errors occurred during the build.*

*Errors occurred during the build.*

*Errors running builder 'VECU Project Builder' on project 'IceWarning'.*

*The Visual Studio compiler version selected for VECU build is not found. Please check if the Visual Studio software of the selected version is installed and the compiler is available.*

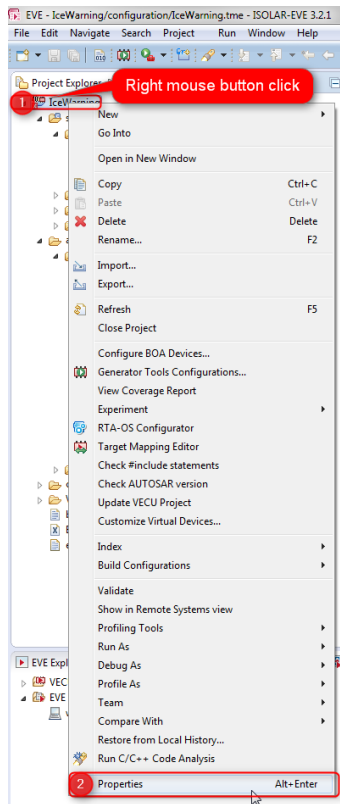
*The Visual Studio compiler version selected for VECU build is not found. Please check if the Visual Studio software of the selected version is installed and the compiler is available.*

- How to resolve this situation?



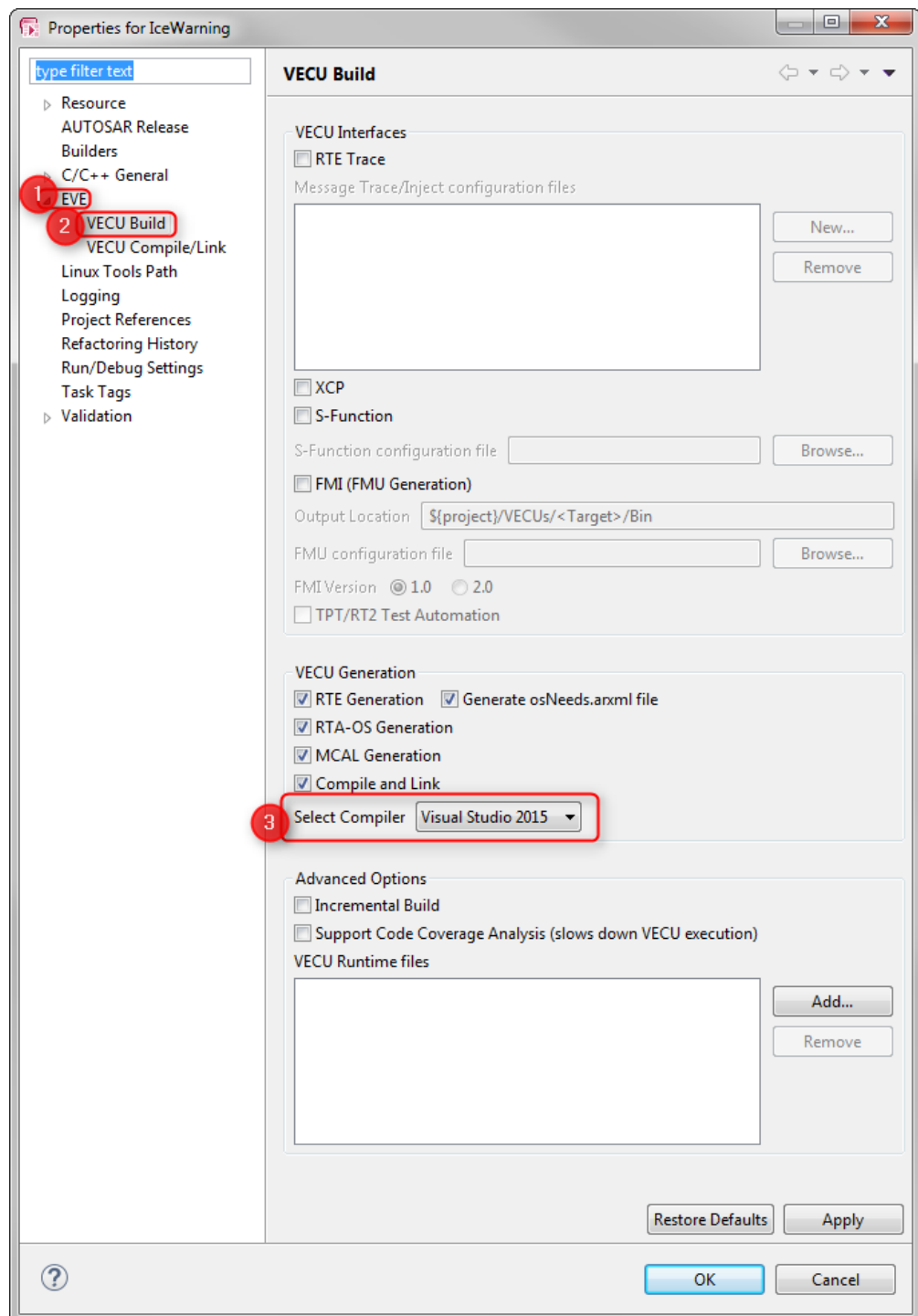
## Answer:

1. In ISOLAR-EVE under **Project Explorer** > Right mouse button click on the project > **Properties**

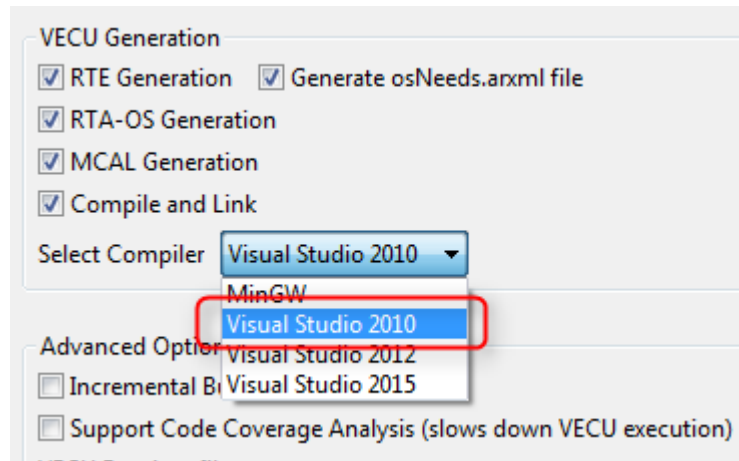


2. In dialog **Properties for <Project\_name>**:
  - a. On the left side, navigate to **EVE > VECU Build**

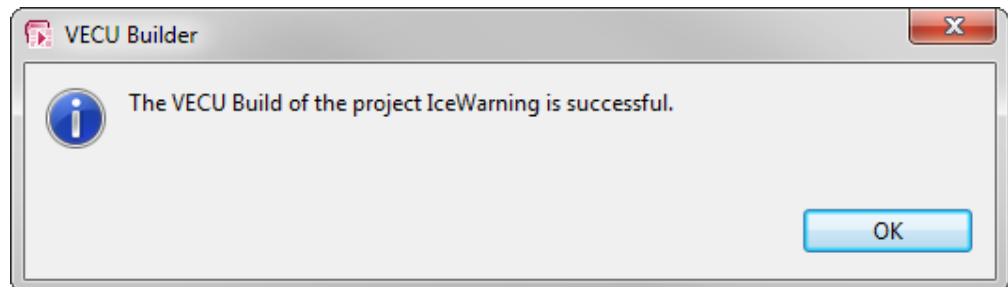
- b. On the right side, on panel **VECU Generation** > Field **Select Compiler** > Click on black triangle (arrow down)



- c. Click on the version of the compiler that is installed



- d. Try generating the code again:



### In case of further questions:

- You will find further FAQ here: [www.etas.com/en/faq](http://www.etas.com/en/faq)
- Please feel free to contact our Support Center, if you have further questions.
- Here you can find all information: <http://www.etas.com/en/hotlines.php>

This information (here referred to as „FAQ“) is provided without any (express or implied) warranty, guarantee or commitment regarding completeness or accuracy. Except in cases of willful damage, ETAS shall not be liable for losses and damages which may occur or result from the use of this information (including indirect, special or consequential damages).