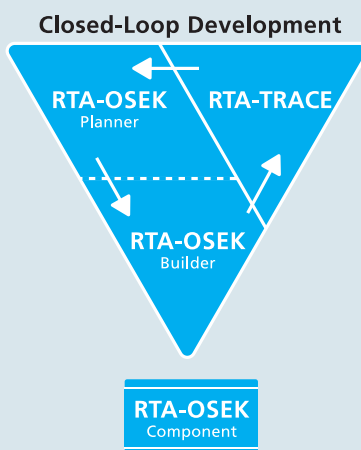


RTA-OSEK NEC V850E ML with the Green Hills Software Compiler



Features at a Glance

- OSEK/VDX OS v2.2 Certified OS
- RTOS overhead: 42 bytes RAM, 188 bytes ROM
- Category 2 interrupt latency: 139 CPU cycles
- Applications include: Safety systems, body electronics, powertrain control



ETAS Group
Automotive LifeCycle
Solutions

RTA-OSEK

RTA-OSEK provides an application design environment that combines the smallest and fastest OSEK RTOS with a unique timing analysis tool.

This datasheet discusses the NEC V850E with multi-level interrupt model port of the RTA-OSEK kernel alone and should be read in conjunction with the Technical Product Overview "Developing Embedded Real-Time Applications with RTA-OSEK" available from ETAS.

The kernel element of RTA-OSEK is a fixed priority, pre-emptive real-time operating system that is compliant to the OSEK/VDX OS standard version 2.3 for all four conformance classes (BCC1, BCC2, ECC1 and ECC2) and intra processor communication using OSEK COM Conformance Classes A and B (CCCA and CCCB).

All CPU overheads of the kernel have low worst case bounds and little variability in execution time. The kernel is particularly suited to systems with very tight constraints on hardware costs and where run-time performance must be guaranteed.

The kernel is configured using an offline tool provided with RTA-OSEK. Determining in advance which features are used allows memory requirements to be minimized and API calls to be optimized for greatest efficiency.

All tasks and ISRs in RTA-OSEK run on a single stack – even extended tasks. This allows dramatic reductions in application stack space requirements.

The RTA-OSEK kernel is designed to be scalable. When a task uses queued activation or waits on events, the additional RTOS overhead required to support these features is paid by the task rather than by the system. This means that a basic single activation task uses the same resources in a BCC1 system as it does in an ECC2 system.

Compiler/Assembler/Linker

The libraries containing the code for the RTA-OSEK kernel have been built using the following tools:

- Green Hills Software C-V850E v4.2.1 (MULTI 4.2.3 patch 2)

- Green Hills Software AS-V850E v4.0 (MULTI 4.2.3 patch 2)
- Green Hills Software ELXR v4.0 (MULTI 4.2.3 patch 2)

Memory Model

RTA-OSEK supports the standard flat memory model. It does not require use of the SDA, ZDA or TDA (Small, Zero and Tiny Data Areas), but can be used with applications that are built to use them.

ORTI Debugger Support

ORTI is the OSEK Run-Time Interface that is supported by RTA-OSEK for the following debuggers:

- iSYSTEM winIDEA

Further information about ORTI for RTA-OSEK can be found in the *RTA-OSEK ORTI Guide*.

Hardware Environment

RTA-OSEK supports all variants of the NEC V850E Series family including CAG4-M, DJ3, FE2, FF2, FF3, FG2, FG3, FJ2, FJ3, FK3, PH2, PH3, PHO3, RS1, SG2, SG3, SJ2 and SJ3.

Interrupt Model

The RTA-OSEK V850E multi-level port supports 8 levels of interrupts.

Floating Point Support

The Green Hills tool chain performs floating-point operations in software. This is mainly re-entrant and no special support is needed when tasks and ISRs use floating point code. If non re-entrant code is used (for example when accessing errno) then the supplied "floating-point wrappers" must be modified to save and restore the additional context.

Evaluation Board Support

This port of RTA-OSEK can be used with any NEC V850E series evaluation board. An example application is provided to run on the CAG4-M evaluation board. This application can be adapted for other target boards by adjusting the linker command file (to alter the RAM locations) and one source file (if alternative output pins are required).

Functionality

The table below outlines the restrictions on the maximum number of operating system objects allowed by

RTA-OSEK.

	BCC1	BCC2	ECC1	ECC2
Max no of tasks	32 plus an idle task			
Max tasks per priority	1	32	1	32
Max queued activations	1	255	1	255
Max events per task	n/a	n/a	32	32
Max nested resources	255			
Max alarms	Not limited by RTA-OSEK			
Max standard resources	255			
Max internal resources	Not limited by RTA-OSEK			
Max application modes	65535			

Note that OSEK specifies that queued activations in an ECC2 system are only possible for basic tasks. Where tasks share a priority level, the maximum number of queued activations per priority level is 255.

The number of alarms, tasksets, schedules and schedule arrivalpoints is only limited by available hardware resources.

Memory Usage

The memory overhead of RTA-OSEK is:

Memory Type	Overhead (bytes)
RAM	42
ROM/Flash	188

In addition to the RTOS overhead, each object used by an application has the following memory requirements:

Object	RAM Bytes	ROM Bytes
BCC1 task	0	44
BCC2 task	10	64
ECC1 task	76	68
ECC2 task	78	76
Category 1 ISR	0	0
Category 2 ISR	0	60
Resource	0	24
Internal Resource	0	0
Event	0	4
Alarm	12	40
Counter	4	112
ScheduleTable	16	86
ScheduleTable Expiry	0	12
Taskset (RW)	8	8

Object	RAM Bytes	ROM Bytes
Taskset (RO)	0	8
Schedule	16	36
Arrivalpoint (RW)	16	16
Arrivalpoint (RO)	0	16

In addition to these static memory requirements each task priority and Category 2 interrupt has a stack overhead (in addition to application stack usage). The single stack model means that this overhead applies to each priority level rather than to each task. Similarly, for Category 2 interrupts this overhead applies for each unique interrupt priority. The table below shows stack usage for these objects.

Object	Stack Bytes
Task priority level	148
Category 2 interrupt	116

RTA-OSEK provides an optimization for task termination if the user can guarantee that tasks only terminate from their entry function. Tasks that terminate from elsewhere are not eligible for this optimization and duly require 72 more stack bytes per priority level than indicated in the table above.

Performance

The following table gives the key kernel timings for operating system behavior in CPU cycles.

Task Type	Basic	Extended	Ref
Category 1 ISR Latency	99	99	K
Category 2 ISR Entry Latency	139	139	A
Category 2 ISR Exit Latency	227	363	E
Normal Termination	199	343	D
ChainTask	447	863	J
Pre-emption	343	491	C
Triggered by alarm	527	659	F
Schedule	315	443	Q
ReleaseResource	319	459	M
SetEvent	n/a	719	S

All performance figures are for the non-optimized interface to RTA-OSEK. Using the optimized interface will result in shorter execution times for some operations. All tasks use lightweight termination and no pre or post task hooks were specified.

The execution time for every kernel API call is available

on request from ETAS.

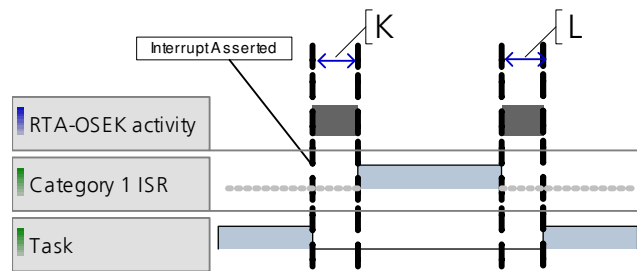


Figure 1 - Category 1 interrupt with return to interrupted task

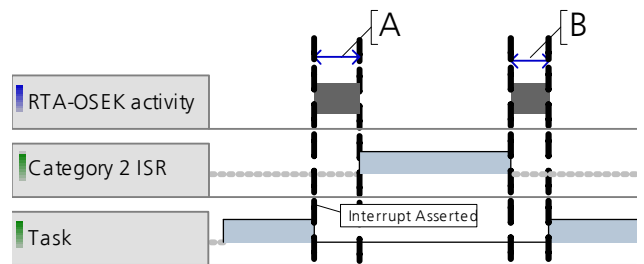


Figure 2 - Category 2 interrupt with return to interrupted task

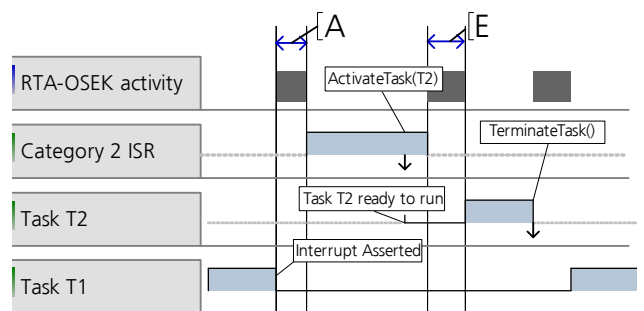


Figure 3 - Category 2 interrupt activates a higher priority task

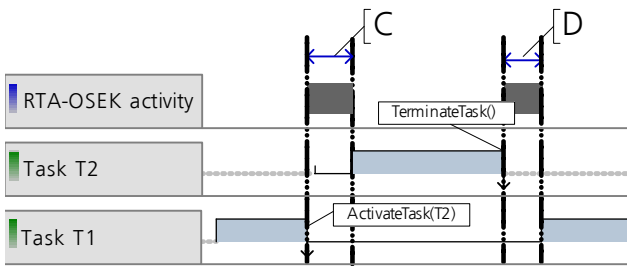


Figure 4 - Task activates a higher priority task

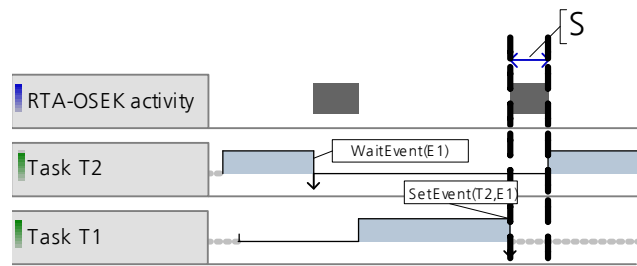


Figure 8 - Activation by SetEvent()

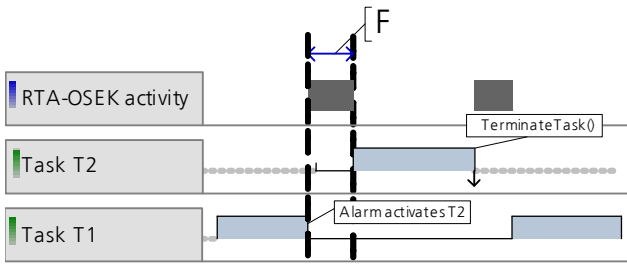


Figure 5 - Alarm activates task

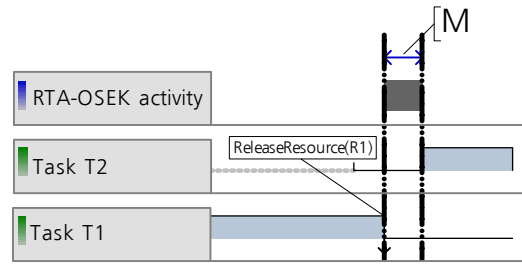


Figure 9 - ReleaseResource()

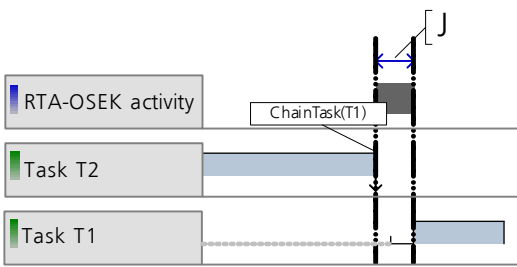


Figure 6 - Task chaining

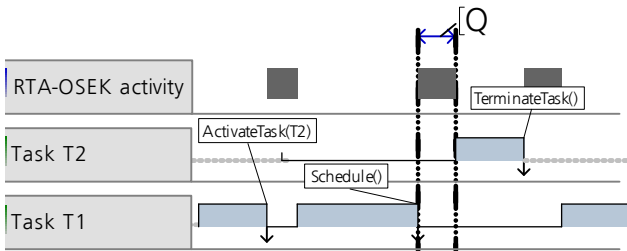


Figure 7 - Schedule() call

Benchmarks

The following sections shows benchmarks for RTA-OSEK memory usage for BCC1, BCC2, ECC1 and ECC2 conformant applications. The applications have the following framework:

- 8 tasks plus the idle task
- All basic tasks are lightweight tasks
- 1 Category 2 ISR with a 10ms minimum inter-arrival time
- 1 Counter
- 7 or 8 alarms, all attached to the same counter
- No resources or internal resources
- No hooks
- No schedules
- No tasksets
- Built using standard status

The following table shows the task priority configura-

tion for each benchmark application:

Task/ISR	Stack (bytes)	Period (ms)	BCC1	BCC2	ECC1	ECC2
ISR1	10	10	IPL1	IPL1	IPL1	IPL1
A	10	10	8	8	8	8
B	20	20	7	7	7	7
C	30	20	6	6	6	6
D	40	30	5	5	5	5
E	50	50	4	4	4	4
F	60	80	3	3	3	3
G	70	100	2	2	2	2
H	80	150	1	1	1	2
Idle	10	-	idle	idle	idle	idle

The overhead figures give the ROM and RAM required for RTA-OSEK in addition to that required by the application. The RAM figure is shown split into RAM data and RAM stack.

BCC1

The BCC1 application uses 8 basic tasks with unique priorities. This application has the following overheads:

Memory Usage	Bytes
OS ROM	3258
OS RAM	1466
comprising RAM data	158
comprising RAM stack	1308

BCC2

The BCC2 application uses 8 basic tasks with unique priorities.

Tasks A-G are attached to 7 alarms. Task H is activated multiple times from Task A and has maximum queued activation count of 255.

This application has the following overheads:

Memory Usage	Bytes
OS ROM	3866
OS RAM	1474
comprising RAM data	154
comprising RAM stack	1320

ECC1

The ECC1 application uses 7 basic tasks and 1 extended task with unique priorities. Task H is the extended task and it waits on a single event that is set by basic tasks A-G.

This application has the following overheads:

Memory Usage	Bytes
OS ROM	4814
OS RAM	1654
comprising RAM data	234
comprising RAM stack	1420

ECC2

The ECC2 application uses 6 basic tasks and 2 extended tasks. Tasks G and H are the extended tasks and share a priority. The extended tasks wait on a single event that is set by tasks A-F.

This application has the following overheads:

Memory Usage	Bytes
OS ROM	5748
OS RAM	1932
comprising RAM data	320
comprising RAM stack	1612

Stack Optimization

Using stack optimization with the benchmark example identifies that the following tasks can share internal resources:

- Tasks A, B and C
- Tasks D, E and F
- Tasks G and H

The benefit of this optimization is shown in the following table:

Total Stack Space (bytes)	BCC1	BCC2	ECC1	ECC2
Non-optimized	1688	1700	1800	1992
OS Overhead	1308	1320	1420	1612
Application Overhead	380	380	380	380
Optimized	748	748	860	860
OS Overhead	568	568	680	680
Application Overhead	180	180	180	180

Notes

Contact Addresses

ETAS GmbH
70469 Stuttgart, Germany
Phone +49 711 89661-0
Fax +49 711 89661-106
sales@etas.de

ETAS S.A.S.
94588 Rungis Cedex, France
Phone +33 1 56 70 00 50
Fax +33 1 56 70 00 51
sales@etas.fr

ETAS Ltd.
Burton-upon-Trent
Staffordshire DE14 2WQ
Great Britain
Phone +44 1283 54 65 12
Fax +44 1283 54 87 67
sales@etas-uk.net

ETAS Inc.
Ann Arbor, MI 48103, USA
Phone +1 888 ETAS INC
Fax +1 734 997-9449
sales@etas.us

ETAS K.K.
Yokohama 220-6217, Japan
Phone +81 45 222-0900
Fax +81 45 222-0956
sales@etas.co.jp

ETAS Korea Co., Ltd.
Seoul 137-889, Korea
Phone +82 2 57 47-016
Fax +82 2 57 47-120
sales@etas.co.kr

ETAS (Shanghai) Co., Ltd.
Shanghai 200120, P.R. China
Phone +86 21 5037 2220
Fax +86 21 5037 2221
sales.cn@etasgroup.com

ETAS Automotive India Pvt. Ltd.
Bangalore 560 068, India
Phone +91 80 4191 2588
Fax +91 80 4191 2586
sales.in@etasgroup.com

www.etasgroup.com

Subject to change (11/2007)