

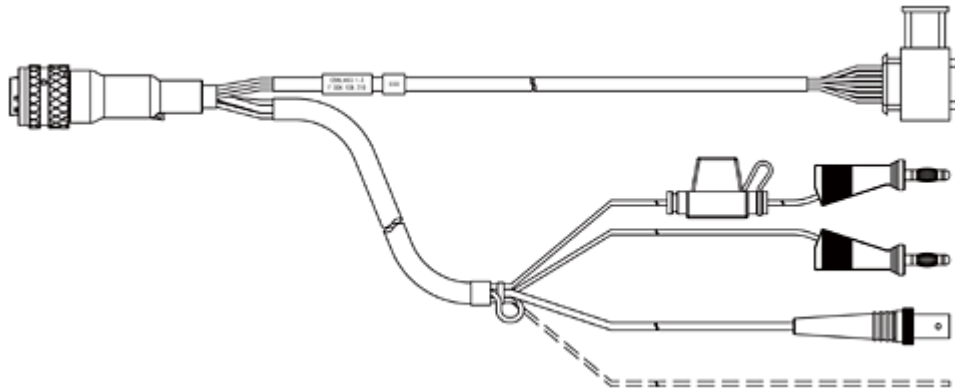
Ordering Information

Order Name	Length	Short Name	Order Number
ES630 [1]			
Lambda Module (1-CH)		ES630.1	F-00K-106-296
Lambda Module (1-CH) including LSU 4.9		ES630.1-4.9	F-00K-106-294
including 1x LSUS_49 and 1x CBAL452.1-3			
Bosch Lambda sensor LSU 4.9, SR4, RB150 Code1 Connector, 300 Ohms, 1m / 3.3 ft	1.00 m 3.28 ft	LSUS_49	0-258-017-025
Lambda Sensor Cable LSU 4.9, Souriau 8ST12-35 - RB150 (Code 1) - Banana (22mc-6fc+2mc), 3 m	3.00 m 9.84 ft	CBAL452.1-3	F-00K-106-127
Lambda Module (1-CH) including LSU ADV-G		ES630.1-ADV-G	F-00K-106-983

including 1 x LSU_ADV_G and 1x CBAL463-3

Lambda Sensor LSU ADV-G for Gasoline Engines, Protection Tube TP3, Trapezoid plug, Code A7, 300 Ohms, 1m / 3.3 ft	1.00 m 3.28 ft	LSU_ADV_G	F-00K-106-409
--	-------------------	-----------	---------------

Lambda Sensor Cable LSU ADV, Souriau 8ST12-35 – Trapezoid plug, Code A7 – Banana – BNC (22mc- 7fc+2mc+2mc), 3m / 9.8 ft	3.00 m 9.84 ft	CBAL463.1-3	F-00K-106-310
--	-------------------	-------------	---------------



ES631 [1]

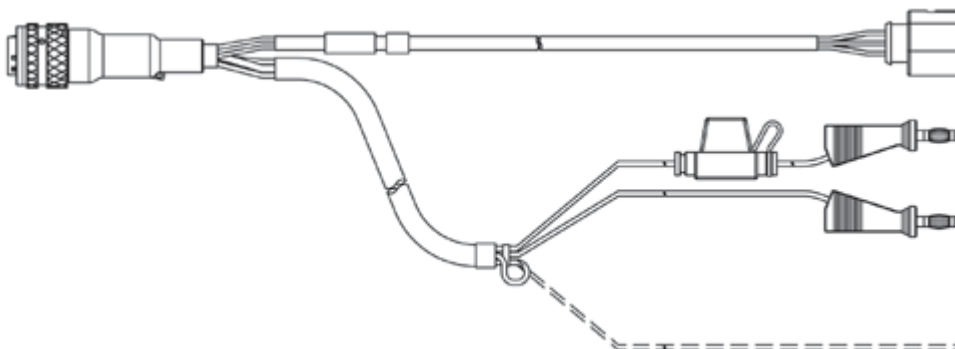
Lambda Module (2-CH)	ES631.1	F-00K-106-297
----------------------	---------	---------------

Lambda Module (2-CH) including LSU 4.9	ES631.1-4.9	F-00K-106-295
---	-------------	---------------

including 2x LSUS_49 and 2x CBAL452.1-3

Bosch Lambda sensor LSU 4.9, SR4, RB150 Code1 Connector, 300 Ohms, 1m / 3.3 ft	1.00 m 3.28 ft	LSUS_49	0-258-017-025
--	-------------------	---------	---------------

Lambda Sensor Cable LSU 4.9, Souriau 8ST12-35 - RB150 (Code 1) - Banana (22mc-6fc+2mc), 3 m	3.00 m 9.84 ft	CBAL452.1-3	F-00K-106-127
---	-------------------	-------------	---------------

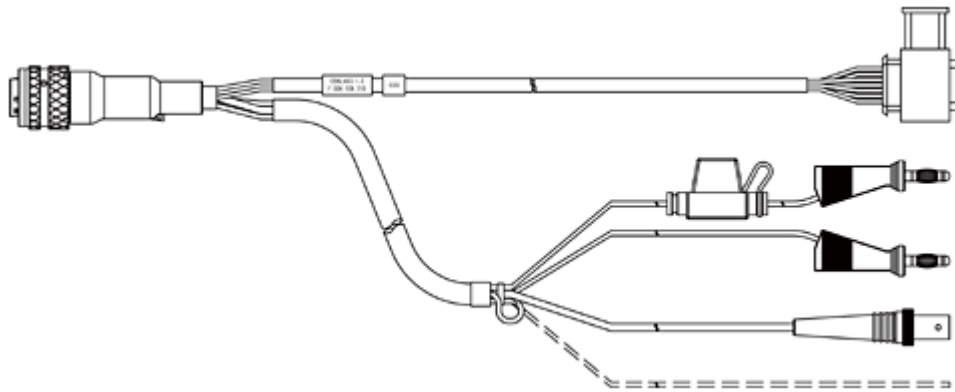


Lambda Module (2-CH) including LSU ADV-G	ES6311-ADV-G	F-00K-106-984
---	--------------	---------------

including 2x LSU_ADV_G and 2x CBAL463-3

Lambda Sensor LSU ADV-G for Gasoline Engines, Protection Tube TP3, Trapezoid plug, Code A7, 300 Ohms, 1m / 3.3 ft	1.00 m 3.28 ft	LSU_ADV_G	F-00K-106-409
--	-------------------	-----------	---------------

Lambda Sensor Cable LSU ADV, Souriau 8ST12-35 – Trapezoid plug, Code A7 – Banana – BNC (22mc- 7fc+2mc+2mc), 3m / 9.8 ft	3.00 m 9.84 ft	CBAL463.1-3	F-00K-106-310
--	-------------------	-------------	---------------



ES635 [1]

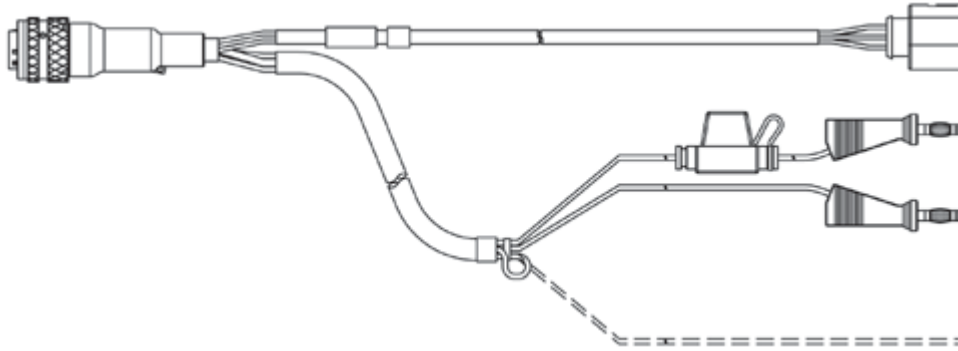
Lambda Module (1-CH)	ES635.1	F-00K-106-675
----------------------	---------	---------------

Lambda Module (1-CH) including LSU 4.9	ES635.1-4.9	F-00K-106-673
---	-------------	---------------

including 1x LSUS_49, 1x CBAL452.1-3, and 1x PS63

Bosch Lambda sensor LSU 4.9, SR4, RB150 Code1 Connector, 300 Ohms, 1m / 3.3 ft	1.00 m 3.28 ft	LSUS_49	0-258-017-025
--	-------------------	---------	---------------

Lambda Sensor Cable LSU 4.9, Souriau 8ST12-35 - RB150 (Code 1) - Banana (22mc-6fc+2mc), 3 m	3.00 m 9.84 ft	CBAL452.1-3	F-00K-106-127
---	-------------------	-------------	---------------



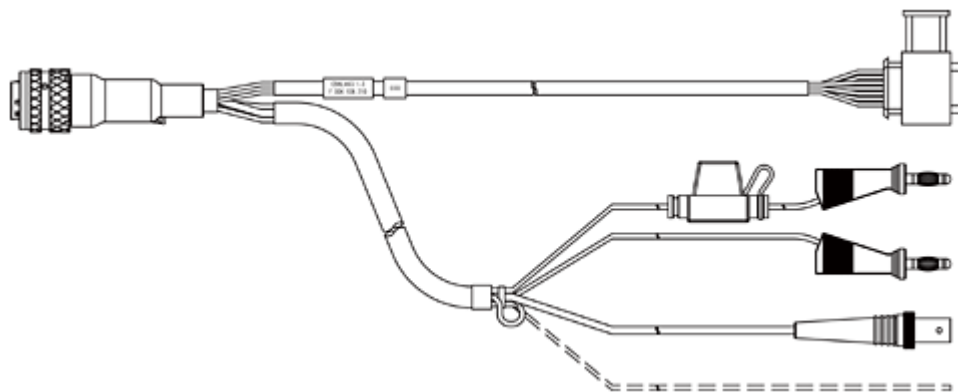
Pressure Sensor	PS63	F-00K-106-679
-----------------	------	---------------

Lambda Module (1-CH) including LSU ADV-G	ES635.1-ADV-G	F-00K-106-677
--	---------------	---------------

including 1 x LSU_ADV_G, 1x CBAL463-3, and 1x PS63

Lambda Sensor LSU ADV-G for Gasoline Engines, Protection Tube TP3, Trapezoid plug, Code A7, 300 Ohms, 1m / 3.3 ft	1.00 m 3.28 ft	LSU_ADV_G	F-00K-106-409
---	-------------------	-----------	---------------

Lambda Sensor Cable LSU ADV, Souriau 8ST12-35 – Trapezoid plug, Code A7 – Banana – BNC (22mc-7fc+2mc+2mc), 3m / 9.8 ft	3.00 m 9.84 ft	CBAL463.1-3	F-00K-106-310
--	-------------------	-------------	---------------



Pressure Sensor	PS63	F-00K-106-679
-----------------	------	---------------

ES636 [1]

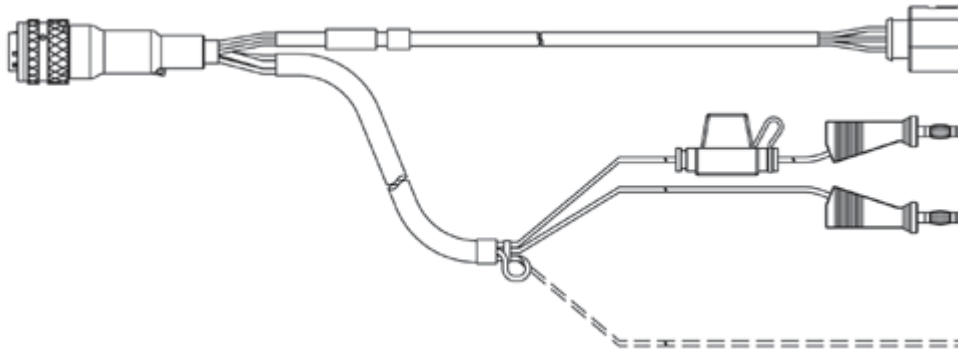
Lambda Module (2-CH)	ES636.1	F-00K-106-676
----------------------	---------	---------------

Lambda Module (2-CH) including LSU 4.9	ES636.1-4.9	F-00K-106-674
--	-------------	---------------

including 2x LSU_49, 2x CBAL452.1-3, and 2x PS63

Bosch Lambda sensor LSU 4.9, SR4, RB150 Code1 Connector, 300 Ohms, 1m / 3.3 ft	1.00 m 3.28 ft	LSUS_49	0-258-017-025
--	-------------------	---------	---------------

Lambda Sensor Cable LSU 4.9, Souriau 8ST12-35 - RB150 (Code 1) - Banana (22mc-6fc+2mc), 3 m	3.00 m 9.84 ft	CBAL452.1-3	F-00K-106-127
---	-------------------	-------------	---------------



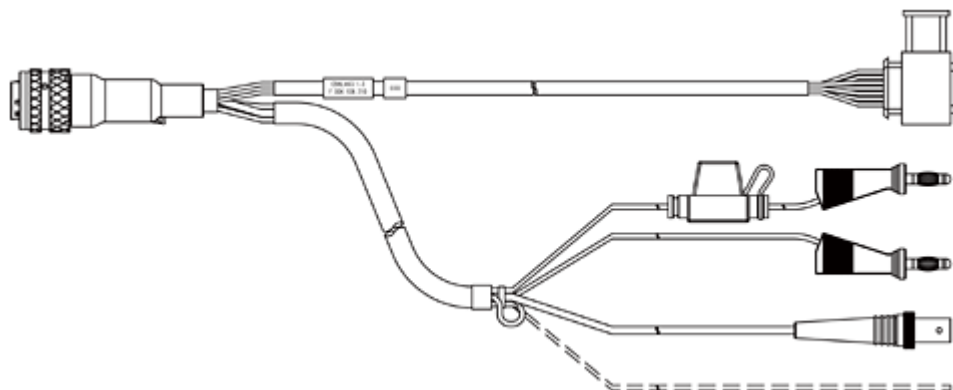
Pressure Sensor		PS63	F-00K-106-679
-----------------	--	------	---------------

Lambda Module (2-CH) including LSU ADV-G		ES636.1-ADV-G	F-00K-106-678
---	--	---------------	---------------

including 2x LSU_ADV_G, 2x CBAL463-3, and 2x PS63

Lambda Sensor LSU ADV-G for Gasoline Engines, Protection Tube TP3, Trapezoid plug, Code A7, 300 Ohms, 1m / 3.3 ft	1.00 m 3.28 ft	LSU_ADV_G	F-00K-106-409
--	-------------------	-----------	---------------

Lambda Sensor Cable LSU ADV, Souriau 8ST12-35 - Trapezoid plug, Code A7 - Banana - BNC (22mc- 7fc+2mc+2mc), 3m / 9.8 ft	3.00 m 9.84 ft	CBAL463.1-3	F-00K-106-310
--	-------------------	-------------	---------------



Pressure Sensor

PS63

F-00K-106-679

Optional Accessories for ES630 / ES631 / ES635 / ES636

Cap to protect open Lemo 1B sockets
against dirt, cost effective

CAP_LEMO_1B_LC

F-00K-105-683



Cap to protect open Souriau sockets
against dirt, cost effective

CAP_SOURIAU_8STA

F-00K-105-303

Standalone Operation [2,4]

Power Supply Cable, Lemo 1B FGL -
Banana (8mc-2mc), 2m

2.00 m
6.56 ft

CBP630.1-2

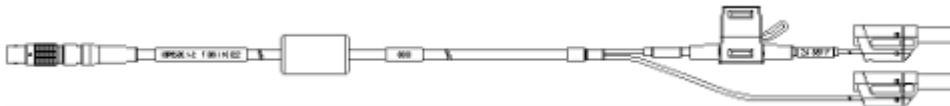
F-00K-106-312

Power Supply Cable, Lemo 1B FGL -
Safety Banana (8mc-2mc), 2m

2.00 m
6.56 ft

CBP6305.1-2

F-00K-110-022



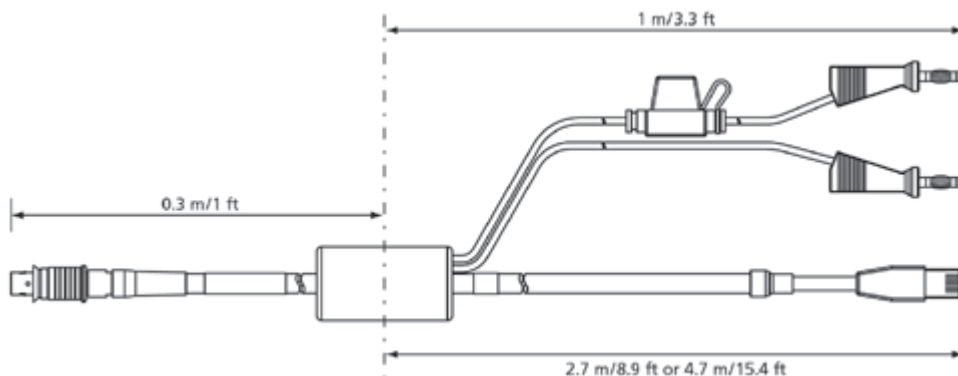
PC Connection and Power Supply [3,4,5,7]

Ethernet PC Connection and Power
Supply Cable, Lemo 1B FGL - RJ45 -
Banana (8fc-8mc+2mc), 3 m

3.00 m
9.84 ft

CBEP410.1-3

F-00K-104-927

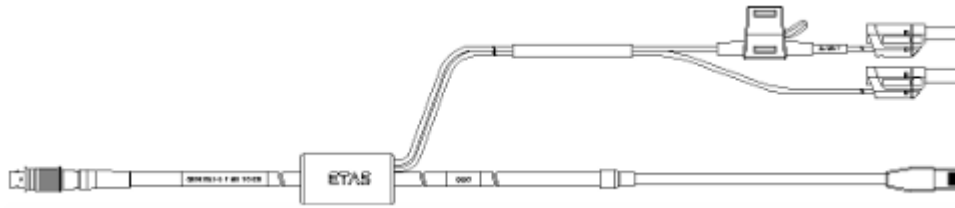


Ethernet PC Connection and Power
Supply Cable, Lemo 1B FGL - RJ45 -
Safety Banana (8fc-8mc+2mc), 3 m

3.00 m
9.84 ft

CBEP4105.1-3

F-00K-110-026

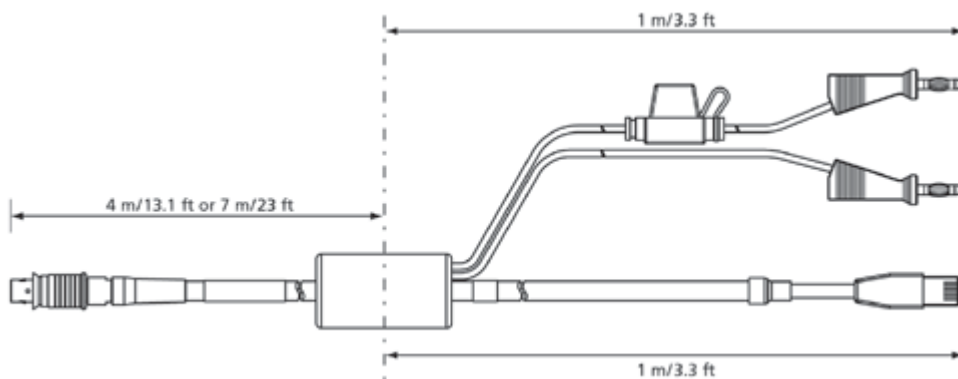


Ethernet PC Connection and Power
Supply Cable, Power Feeder close to
PC, Lemo 1B FGL - RJ45 - Banana (8fc-
8mc+2mc), 5 m

5.00 m
16.40 ft

CBEP415.1-5

F-00K-105-680

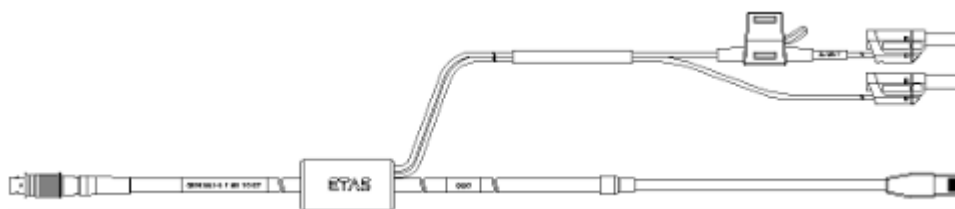


Ethernet PC Connection and Power
Supply Cable, Power Feeder close to
PC, Lemo 1B FGL - RJ45 - Safety Banana
(8fc-8mc+2mc), 5 m

5.00 m
16.40 ft

CBEP4155.1-5

F-00K-110-027



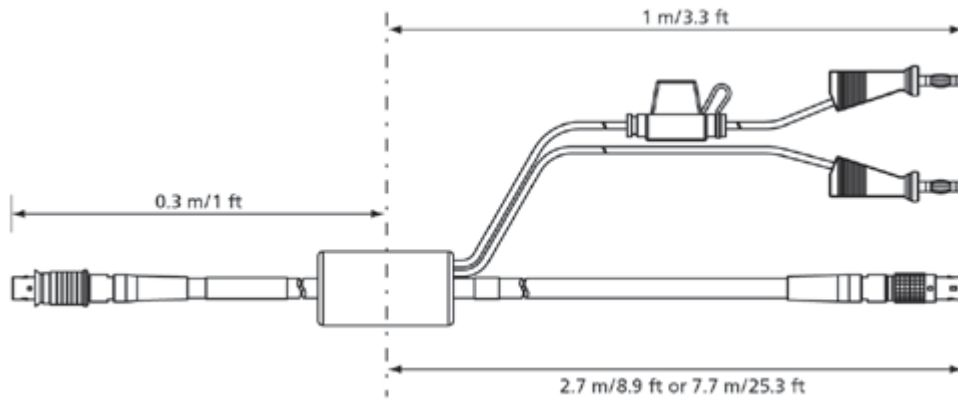
Power Supply and Connection with ES592, ES593, or ES595 Interface Module / ES600 Network Module [3,4,5,7]

Ethernet Connection and Power
Supply Cable, Lemo 1B FGF - Lemo 1B
FGL - Banana (8mc-8fc+2mc), 3 m

3.00 m
9.84 ft

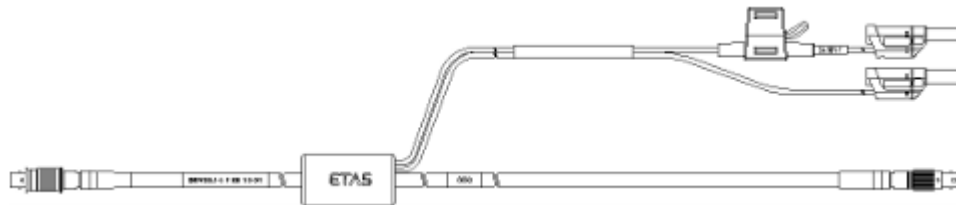
CBEP420.1-3

F-00K-105-292



Ethernet Connection and Power

Supply Cable, Lemo 1B FGF - Lemo 1B 3.00 m
 FGL - Safety Banana (8mc-8fc+2mc), 3 9.84 ft CBEP4205.1-3 F-00K-110-041
 m

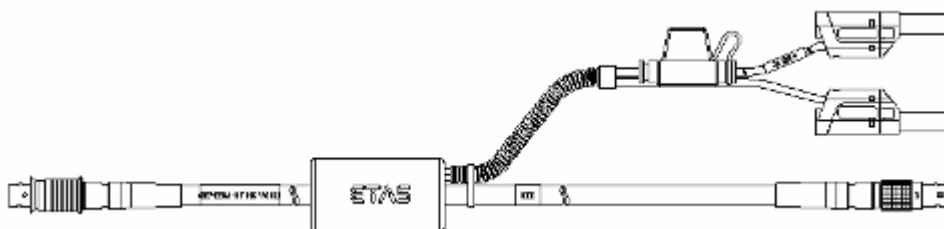


Ethernet Connection and Power

Supply Cable, Lemo 1B FGF - Lemo 1B 3.00 m
 FGL - Banana (8mc-8fc+2mc), 3 m 9.84 ft CBEP425.1-3 F-00K-105-972

Ethernet Connection and Power

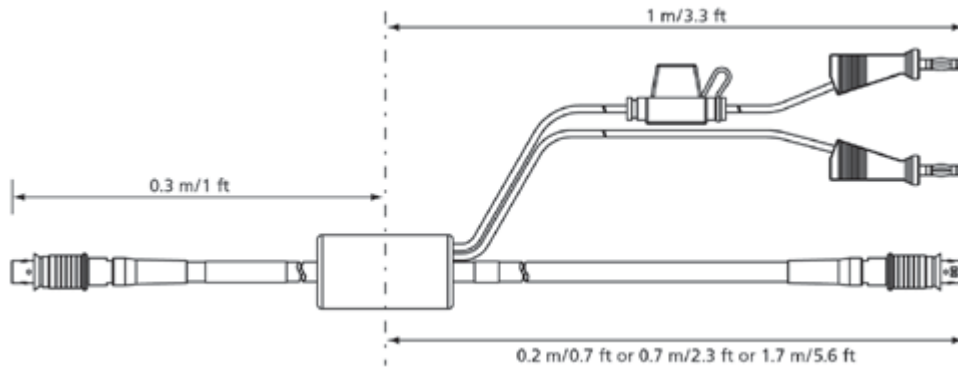
Supply Cable, Lemo 1B FGF - Lemo 1B 3.00 m
 FGL - Safety Banana (8mc-8fc+2mc), 3 9.84 ft CBEP4255.1-3 F-00K-110-029
 m



Connection with ES400 and ES63x Measurement Modules and Power Supply [3,4,6,8]

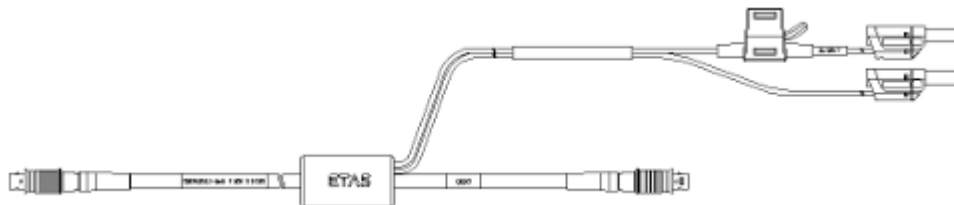
Ethernet Chain Connection and Power

Supply Cable, Lemo 1B FGL - Lemo 1B 0.50 m
 FGA - Banana (8fc-8mc+2mc), 0m5 1.64 ft CBEP430.1-0m5 F-00K-104-928



Ethernet Chain Connection and Power

Supply Cable, Lemo 1B FGL - Lemo 1B	0.50 m	CBEP4305.1-0m5	F-00K-110-030
FGA - Safety Banana (8fc-8mc+2mc),	1.64 ft		
0m5			



Connection with ES600 Network Module [3,4,5]

Ethernet PC Connection Cable, Lemo	3.00 m	CBE400.2-3	F-00K-104-920
1B FGF - Lemo 1B FGL (8mc-8fc), 3 m	9.84 ft		



Ethernet PC Connection Cable, Highly	0.50 m	CBE401.1-0m5	F-00K-106-128
Flexible, Lemo 1B FGF - Lemo 1B FGL	1.64 ft		
(8mc-8fc), 0m5			



Connection with ES400 and ES63x Measurement Modules [3,6]

Ethernet Chain Connection Cable,	0.45 m	CBE430.1-0m45	F-00K-104-923
Lemo 1B FGA - Lemo 1B FGL (8mc-8fc),	1.48 ft		
0m45			



Ethernet Chain Connection Cable,
Highly Flexible, Lemo 1B FGA - Lemo 1B
FGL (8mc-8fc), 0m14 0.14 m CBE431.1-0m14 F-00K-105-676
0.46 ft



Ethernet Chain Connection Cable,
Highly Flexible, Lemo 1B FGA - Lemo 1B
FGL (8mc-8fc), 0m3 0.30 m CBE431.1-0m3 F-00K-105-685
0.98 ft



Ethernet Extension Cable, Lemo 1B PHL 3.00 m CBEX400.1-3 F-00K-105-294
- Lemo 1B FGL (8mc-8fc), 3 m 9.84 ft



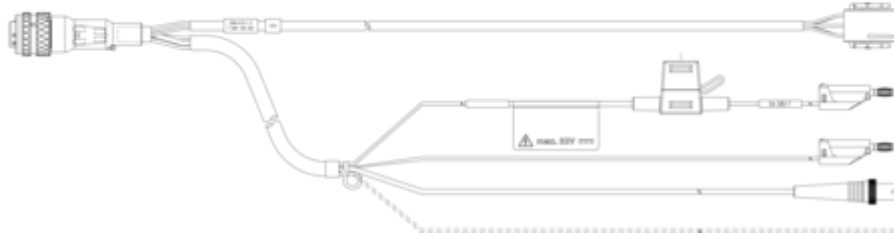
SMB Connection

SMB Connection Y-Cable, DSUB - 0.30 m CBAS100.1-0m3 F-00K-106-313
DSUB - DSUB (15fc-9mc-9mc), 0m3 0.98 ft

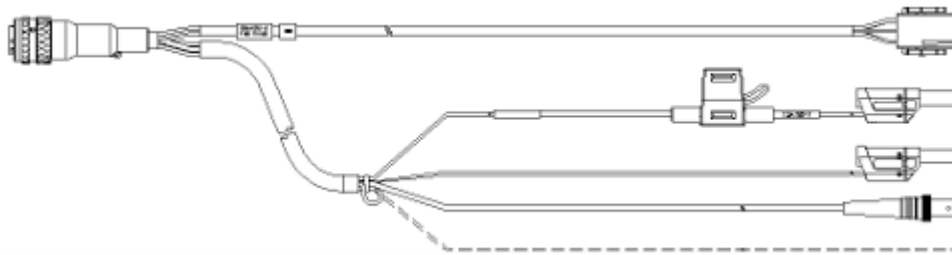
LSU 4.2 Lambda Oxygen Sensor und LSU 4.2 / LSU 4.7 Sensor Cables [9]

Bosch Lambda sensor LSU 4.2 for 1.00 m LSUS_42 0-258-007-151
Lambda Meter with universal 3.28 ft
connector, 1m

Lambda Sensor Cable LSU 4.2 and LSU 3.00 m CBAL410.1-3 F-00K-106-302
4.7, Souriau 8ST12-35 - RB130fl - 9.84 ft
Banana - BNC (22mc-6fc+2mc+2mc), 3m



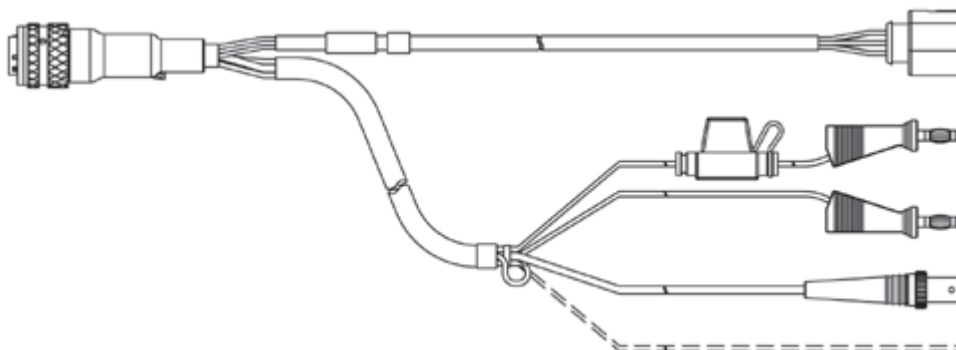
Lambda Sensor Cable LSU 4.2 and LSU 4.7, Souriau 8ST12-35 - RB130ft - Safety Banana - BNC (22mc-6fc+2mc+2mc), 3m
 3.00 m CBAL4105.1-3 F-00K-110-033
 9.84 ft



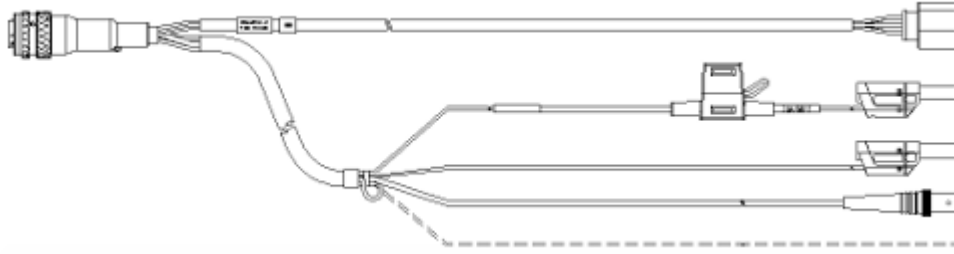
LSU 4.9 Lambda Oxygen Sensor and Sensor Cables [9]

Bosch Lambda sensor LSU 4.9, SR4, RB150 Code1 Connector, 300 Ohms, 1m / 3.3 ft
 1.00 m LSUS_49 0-258-017-025
 3.28 ft

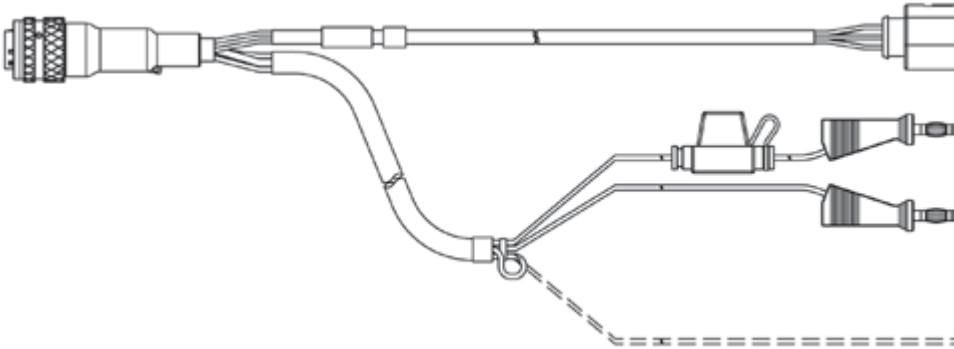
Lambda Sensor Cable LSU 4.9, Souriau 8ST12-35 - RB150 (Code 1) - Banana - BNC (22mc-6fc+2mc+2mc), 3 m
 3.00 m CBAL451.1-3 F-00K-105-926
 9.84 ft



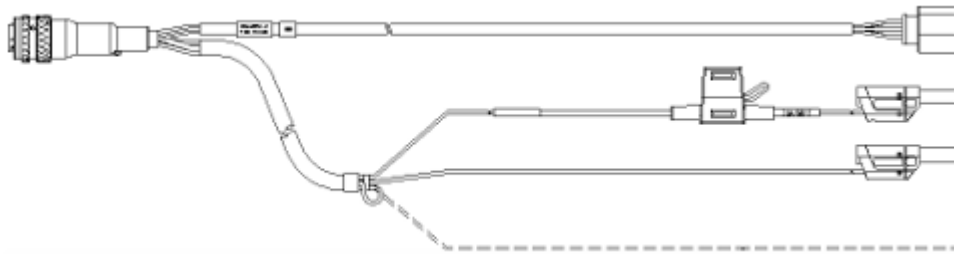
Lambda Sensor Cable LSU 4.9, Souriau 8ST12-35 - RB150 (Code 1) - Safety Banana - BNC (22mc-6fc+2mc+2mc), 3 m
 3.00 m CBAL4515.1-3 F-00K-110-038
 9.84 ft



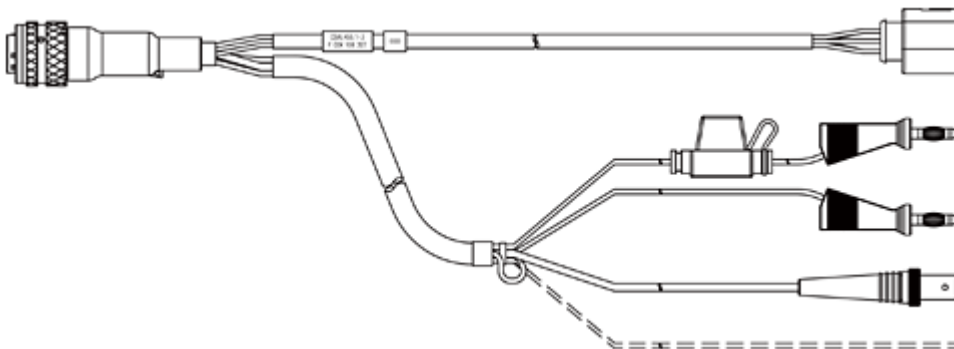
Lambda Sensor Cable LSU 4.9, Souriau
 8ST12-35 - RB150 (Code 1) - Banana 3.00 m CBAL452.1-3 F-00K-106-127
 9.84 ft
 (22mc-6fc+2mc), 3 m



Lambda Sensor Cable LSU 4.9, Souriau
 8ST12-35 - RB150 (Code 1) - Safety 3.00 m CBAL4525.1-3 F-00K-110-039
 9.84 ft
 Banana (22mc-6fc+2mc), 3 m



Lambda Sensor Cable LSU 4.9, Souriau
 8ST12-35 - RB150 (Code A) - Banana - 5.00 m AS_CBAL455.1-5 F-00K-106-308
 BNC (22mc-6fc+2mc+2mc), 5m / 16.4 16.40 ft
 ft



LSU ADV Lambda Oxygen Sensor and Sensor Cables [10]

Lambda Sensor LSU ADV-G for
Gasoline Engines, Protection Tube TP3,
Trapezoid plug, Code A7, 300 Ohms, 1m
/ 3.3 ft

1.00 m
3.28 ft

LSU_ADV_G

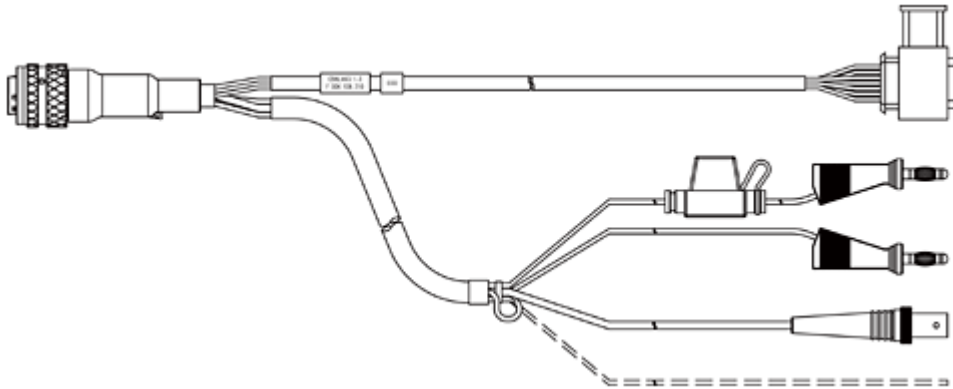
F-00K-106-409

Lambda Sensor Cable LSU ADV,
Souriau 8ST12-35 – Trapezoid plug,
Code A7 – Banana – BNC (22mc-
7fc+2mc+2mc), 3m / 9.8 ft

3.00 m
9.84 ft

CBAL463.1-3

F-00K-106-310

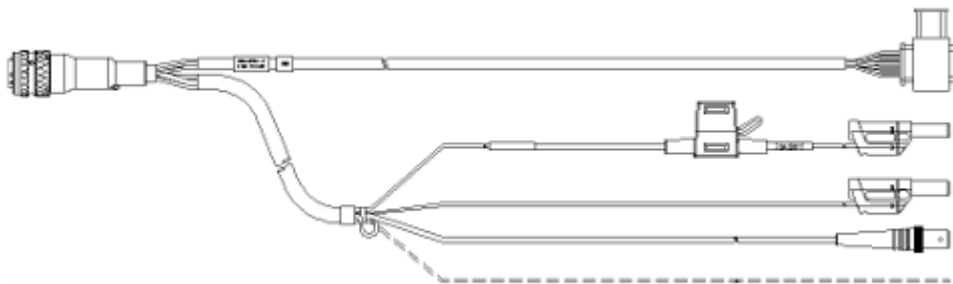


Lambda Sensor Cable LSU ADV,
Souriau 8ST12-35 – Trapezoid plug,
Code A7 – Safety Banana – BNC (22mc-
7fc+2mc+2mc), 3m / 9.8 ft

3.00 m
9.84 ft

CBAL4635.1-3

F-00K-110-035



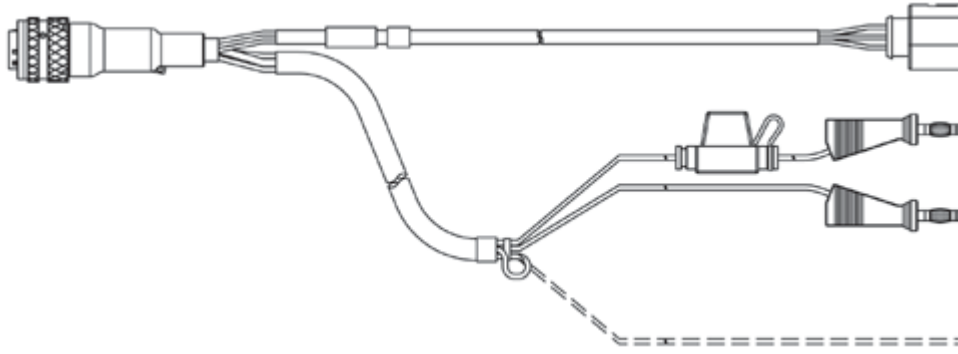
NTK ZFAS®-U2 Lambda Oxygen Sensor Cable [11]

Lambda Sensor Cable ZFAS®-U2,
Souriau 8ST12-35 - RB150 (Code 1) -
Banana (22mc-6fc+2mc), 3m

3.00 m
9.84 ft

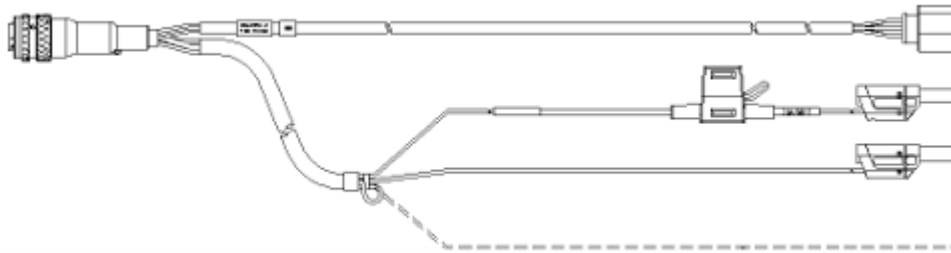
CBAL472.1-3

F-00K-107-313



Lambda Sensor Cable ZFAS®-U2,
 Souriau 8ST12-35 - RB150 (Code 1) -
 Safety Banana (22mc-6fc+2mc), 3m

3.00 m	CBAL4725.1-3	F-00K-110-040
9.84 ft		



External Pressure Sensor and Extension Cable (Additional Accessory for ES635/ES636)

Pressure Sensor	PS63	F-00K-106-679
Extension Cable for Pressure Sensor PS63	CBAX100.1-3	F-00K-106-680

Notes

- [1] Delivery does not contain power cable or Ethernet cables.
- [2] Temperature range -40°C (-40°F) to +70°C (158°F).
- [3] Temperature range -40°C (-40°F) to +125°C (257°F).
- [4] Includes reverse-polarity, load-dump protection and standard fuse.
- [5] IP67 rated Lemo connector towards the measurement module chain.
- [6] IP67 rated Lemo connector on both sides.
- [7] Not compliant to ES600/ES610/ES611/ES620/ES650 (CBEP120 power supply cable is used with ES6xx).
- [8] Not compliant to ES59x, ES6xx, ES11xx (CBE130 or CBE140 connection cables are used with these devices).
- [9] TEDS for sensor type identification is located in the sensor cable.

[10] TEDS for sensor type identification is located in the lambda oxygen sensor.

[11] NTK ZFAS®-U2 lambda oxygen sensors are not provided by ETAS. Custom cables can be produced according to your specifications. For more information on custom cables, please contact your local ETAS sales representative.